



District Report Card: 2017


State: Mizoram	District: Lunglei
Class: 8	Subject: Language
Schools: 48	Students: 708


Participation/Coverage


Students

<div>GENDER</div> <div></div>	Boys		Girls	
	Number	%	Number	%
	306	43.22	402	56.78

<div>AREA</div> <div></div>	Rural		Urban	
	Number	%	Number	%
	535	75.56	173	24.44

<div>CATEGORY</div> <div></div>	SC		ST		OBC		GEN	
	Number	%	Number	%	Number	%	Number	%
	13	1.84	692	97.74	0	0.00	3	0.42

<div>CWSN</div> <div></div>	LD	VI	HI	S&LD	ID	Oth
	0	3	2	0	1	1

<div>Management</div> <div></div>	Government		Government-aided	
	Number	%	Number	%
	563	79.52	145	20.48

Average Performance of Students in Language (%)

Overall	Gender		Area		Management		Social Group			
	Male	Female	Rural	Urban	Govt.	Aided	SC	ST	OBC	GEN
49.36	46.58	51.48	46.77	57.38	45.66	63.72	42.05	49.59	0.00	28.89

Performance on Learning Outcomes (LOs)

Learning Outcomes	Description	Average Performance(%)
L813	Read textual/non-textual materials with comprehension and identifies the details, characters, main idea and sequence of ideas and events while reading	49.36

Range of Performance of Students who Answered Correctly							
Below 30%		30% - 50%		50% - 75%		Above 75%	
Number	%	Number	%	Number	%	Number	%
134	18.93	236	33.33	263	37.15	75	10.59

Lowest Performing Learning Outcomes (LOs)

1 - Read textual/non-textual materials with comprehension and identifies the details, characters, main idea and sequence of ideas and events while reading (49.36)